

The Masters 2012

May 12, 2012

All Shooters

CDP Champion: Matt Sims CDP - Master 210.53 (57)
 ESP Champion: Todd McGowan ESP - Master 183.92 (29)
 SSP Champion: A.C. Nohsey SSP - Master 187.58 (71)
 ESR Champion: Toni Dandreamatteo ESR - Master 269.31 (80)
 SSR Champion: Rickey Brazle SSR - Expert 299.99 (85)

High Senior: Ted Pesta ESP - Expert 224.50 (69)
 High Lady: Michelle Wood SSP - Master 209.61 (56)
 High Law Enforcement: Bernie Reece SSP - Expert 208.90 (84)
 High Industry: Matt Sims CDP - Master 210.53 (57)
 High Military: Robert F. Hart SSP - Marksman 340.05 (79)
 High Distinguished Senior: Scott Randolph CDP - Master 213.02 (40)
 Most Accurate: Todd McGowan ESP - Master 183.92 (29)

Match --Penalties--
Score PD NT PE FN

Stage 1 Stage 2 Stage 3 Stage 4 Stage 5 Stage 6 Stage 7 Stage 8 Stage 9 Stage 10


CDP - Custom Defensive Pistol

CDP - Master

DC	Score	PD	NT	PE	FN	Stage 1	Stage 2	Stage 3	Stage 4	Stage 5	Stage 6	Stage 7	Stage 8	Stage 9	Stage 10
Matt Sims	210.53	57	0	1	0	29.93 (9)	23.38 (1)	16.93 (5)	23.97 (6)	23.89 (5)	24.81 (13)	(0)	22.91 (13)	21.35 (3)	23.36 (2)
1 Scott Randolph	213.02	40	0	1	0	31.05 (7)	26.82 (4)	20.68 (5)	21.79 (2)	22.94 (4)	19.55 (3)	(0)	21.96 (10)	23.32 (3)	24.91 (2)
2 Larry Hill	237.52	69	0	1	1	29.86 (7)	32.32 (2)	21.89 (0)	22.81 (13)	25.70 (9)	24.49 (9)	(0)	18.71 (5)	34.67 (15)	27.07 (9)
3 Larry Betzel	275.59	101	2	1	1	38.57 (27)	34.61 (6)	19.38 (2)	23.70 (14)	45.46 (25)	27.90 (2)	(0)	21.50 (2)	23.31 (6)	41.16 (17)
Chandler LaFrain	DNF					(0)	34.74 (13)	22.24 (8)	19.06 (4)	28.21 (6)	31.18 (6)	(0)	(0)	(0)	(0)

CDP - Expert

1 Neal Clayton	237.51	71	0	0	0	32.95 (6)	33.18 (7)	19.21 (4)	23.27 (9)	25.97 (8)	25.38 (9)	(0)	27.15 (16)	24.60 (6)	25.80 (6)
2 Alex Stephenson	242.43	94	1	0	0	38.47 (31)	28.54 (7)	23.87 (8)	25.83 (15)	22.82 (1)	26.90 (12)	(0)	23.27 (11)	21.92 (2)	30.81 (7)
3 Ryan Newbern	244.39	81	0	0	1	35.01 (21)	28.81 (7)	17.98 (4)	22.18 (7)	29.69 (9)	28.23 (7)	(0)	18.98 (6)	36.67 (17)	26.84 (3)
4 Michael Foster Jr.	247.17	71	2	0	0	41.32 (27)	28.54 (1)	20.80 (3)	20.41 (4)	31.18 (9)	37.32 (14)	(0)	16.46 (2)	23.35 (5)	27.79 (6)
5 John Lawrence Payne	255.92	41	0	1	0	37.13 (9)	36.81 (3)	22.38 (3)	23.74 (5)	29.06 (7)	28.46 (8)	(0)	22.25 (0)	25.90 (2)	30.19 (4)
6 Dave Horn	257.81	93	0	1	0	39.66 (15)	36.02 (8)	24.50 (7)	22.91 (6)	30.06 (14)	28.61 (19)	(0)	17.75 (5)	26.40 (10)	31.90 (9)
7 Charlie Baker	293.39	111	0	0	1	36.62 (24)	34.29 (6)	31.50 (4)	27.52 (9)	26.41 (4)	34.13 (23)	(0)	26.11 (14)	36.12 (13)	40.69 (14)
8 Duncan Yost	340.10	95	2	2	1	46.21 (27)	44.82 (3)	33.46 (4)	35.44 (12)	42.26 (19)	35.10 (4)	(0)	30.91 (12)	39.18 (11)	32.72 (3)



The Masters 2012

May 12, 2012

All Shooters

Match --Penalties--
 Score PD NT PE FN

Stage 1 Stage 2 Stage 3 Stage 4 Stage 5 Stage 6 Stage 7 Stage 8 Stage 9 Stage 10

CDP - Sharpshooter

1 Chris Marcum	241.12	55	0	0	0	38.89 (16)	33.99 (10)	22.90 (2)	20.88 (6)	29.00 (4)	24.91 (6)	(0)	19.75 (4)	24.96 (4)	25.84 (3)
2 Noah Teal	245.34	34	1	1	0	36.69 (4)	27.92 (0)	22.26 (2)	26.83 (4)	25.57 (4)	23.78 (7)	(0)	28.68 (4)	21.16 (3)	32.45 (6)
3 Eric Wilson	298.56	77	3	3	0	31.54 (6)	36.21 (8)	29.97 (5)	35.48 (17)	32.97 (9)	38.45 (16)	(0)	34.82 (6)	29.31 (5)	29.81 (5)
4 Bill Kralis	303.15	79	2	1	0	43.42 (10)	44.03 (10)	30.51 (6)	26.27 (8)	34.47 (5)	37.98 (21)	(0)	24.12 (10)	31.99 (8)	30.36 (1)
5 Ron Lauer	320.87	96	1	1	0	44.32 (34)	37.92 (7)	40.23 (11)	24.82 (1)	36.62 (11)	44.32 (10)	(0)	25.62 (9)	30.50 (2)	36.52 (11)
6 Van Jenkins	334.10	86	0	1	1	42.30 (20)	38.85 (4)	27.66 (3)	38.08 (11)	46.02 (19)	28.86 (8)	(0)	41.77 (13)	26.00 (5)	44.56 (3)
7 Rob Tompkins	342.97	108	3	1	0	48.28 (34)	34.36 (2)	31.50 (7)	40.38 (12)	41.10 (15)	48.41 (10)	(0)	21.19 (5)	28.01 (11)	49.74 (12)
Joe Day	DNF					63.70 (62)	35.83 (4)	23.75 (0)	23.44 (1)	32.78 (8)	24.48 (2)	(0)	22.01 (2)	(0)	(0)


CDP - Marksman

1 Kerry Pinkerton	343.81	81	2	1	0	44.09 (20)	45.05 (8)	28.19 (12)	30.93 (8)	41.66 (7)	48.96 (9)	(0)	25.38 (8)	35.88 (5)	43.67 (4)
2 Alan Warfield	365.78	158	1	0	0	49.33 (33)	38.73 (11)	40.44 (16)	35.37 (15)	36.12 (23)	53.84 (27)	(0)	36.43 (15)	36.03 (9)	39.49 (9)
3 Scott Collins	365.91	63	0	0	1	57.58 (19)	46.78 (2)	34.21 (2)	31.89 (4)	37.80 (5)	47.48 (16)	(0)	29.65 (3)	38.32 (3)	42.20 (9)
4 Joshua Hamilton	389.75	119	3	1	2	46.84 (47)	44.65 (2)	38.25 (3)	47.64 (24)	33.52 (4)	60.86 (19)	(0)	41.06 (7)	38.25 (4)	38.68 (9)
5 Scottie Roberson	413.20	104	1	2	0	52.89 (18)	45.34 (3)	31.18 (14)	45.45 (17)	42.99 (8)	48.04 (18)	(0)	37.49 (24)	55.80 (1)	54.02 (1)
6 Pete Hutton	439.40	129	3	3	3	49.17 (11)	64.88 (3)	41.33 (8)	54.36 (30)	47.71 (12)	32.77 (18)	(0)	43.97 (17)	49.11 (13)	56.10 (17)

ESP - Enhanced Service Pistol

ESP - Master

DC Todd McGowan	183.92	29	1	0	0	32.35 (3)	20.70 (3)	14.18 (1)	22.58 (7)	17.30 (4)	20.75 (3)	(0)	18.01 (3)	16.94 (2)	21.11 (3)
1 Bill Dukemineer	219.61	74	0	0	0	33.14 (26)	29.61 (1)	18.97 (3)	19.04 (6)	25.78 (6)	29.69 (15)	(0)	17.14 (6)	20.84 (6)	25.40 (5)
2 Harold Jasper	234.32	75	0	2	0	37.16 (15)	31.52 (4)	21.92 (3)	23.40 (5)	22.90 (7)	23.92 (13)	(0)	23.23 (8)	25.25 (18)	25.02 (2)
Matt Tipton	DNF					(0)	22.98 (1)	21.60 (2)	18.50 (6)	30.07 (12)	32.54 (15)	(0)	(0)	(0)	(0)



The Masters 2012


May 12, 2012

All Shooters

	Match Score	--Penalties--				Stage 1	Stage 2	Stage 3	Stage 4	Stage 5	Stage 6	Stage 7	Stage 8	Stage 9	Stage 10	
		PD	NT	PE	FN											
ESP - Expert																
1	Ricky Anderson	208.05	49	0	0	0	28.82 (10)	23.13 (2)	22.30 (5)	20.07 (7)	20.29 (3)	24.95 (9)	(0)	20.91 (6)	20.89 (4)	26.69 (3)
2	Will Jones	208.88	58	1	1	0	33.81 (16)	24.28 (8)	23.77 (4)	18.18 (9)	26.49 (7)	23.78 (2)	(0)	17.86 (2)	17.62 (4)	23.09 (6)
3	Ted Pesta	224.50	69	0	0	0	31.56 (14)	29.33 (4)	22.72 (6)	22.01 (9)	27.07 (7)	22.47 (6)	(0)	22.93 (12)	19.30 (3)	27.11 (8)
4	Jim Bearden	224.96	76	1	0	0	35.58 (11)	22.20 (4)	16.75 (3)	22.69 (10)	31.95 (17)	24.37 (10)	(0)	18.82 (8)	17.68 (3)	34.92 (10)
5	David Rawlinson	226.64	70	0	2	0	32.26 (14)	29.40 (2)	19.16 (5)	19.82 (5)	25.25 (11)	31.24 (14)	(0)	22.69 (10)	21.22 (1)	25.60 (8)
6	Kevin Collins	228.44	99	0	0	3	31.05 (15)	25.97 (6)	20.36 (7)	15.96 (2)	49.45 (34)	19.88 (8)	(0)	22.55 (13)	21.66 (8)	21.56 (6)
7	Stanley Wade	230.58	72	0	0	0	38.05 (21)	29.71 (2)	19.70 (2)	22.00 (11)	22.33 (7)	25.31 (9)	(0)	28.57 (16)	20.94 (2)	23.97 (2)
8	Rick Kyle	234.37	76	1	0	0	35.57 (17)	33.99 (8)	22.05 (9)	24.69 (10)	24.08 (5)	26.65 (14)	(0)	18.81 (2)	21.69 (5)	26.84 (6)
9	Buddy Brown	242.43	37	0	0	0	30.88 (3)	32.30 (1)	26.60 (4)	25.47 (5)	28.91 (5)	26.26 (6)	(0)	22.31 (8)	20.80 (2)	28.90 (3)
10	Ernie Heath	250.68	106	1	0	1	36.19 (23)	28.08 (4)	24.57 (9)	22.60 (11)	27.56 (16)	43.51 (20)	(0)	18.19 (5)	22.41 (7)	27.57 (11)
11	Robert Moore	251.49	102	0	1	1	45.33 (23)	30.86 (6)	17.56 (2)	23.67 (16)	29.38 (20)	31.72 (8)	(0)	19.87 (7)	21.41 (3)	31.69 (17)
12	Jason Sheppard	252.61	99	0	0	0	37.99 (27)	28.70 (10)	20.87 (2)	20.17 (6)	27.28 (7)	33.41 (18)	(0)	26.09 (15)	22.51 (11)	35.59 (3)
13	Mike Foster	252.74	106	1	0	0	47.39 (31)	26.99 (2)	25.74 (10)	21.42 (7)	22.92 (3)	24.40 (5)	(0)	26.24 (23)	24.40 (13)	33.24 (12)
14	Rick Brooks	260.28	79	0	2	0	35.23 (18)	30.97 (5)	34.14 (5)	22.07 (4)	26.38 (6)	32.84 (20)	(0)	25.63 (16)	24.14 (3)	28.88 (2)
15	David Merrill	262.76	80	1	0	0	43.94 (27)	26.54 (1)	29.70 (3)	29.10 (9)	25.22 (9)	24.53 (7)	(0)	30.19 (13)	22.85 (4)	30.69 (7)
16	Myrin Young	278.11	87	2	0	0	35.24 (19)	38.20 (3)	25.08 (6)	29.07 (9)	25.11 (8)	41.96 (11)	(0)	25.23 (14)	25.52 (7)	32.70 (10)
17	Jim Watson	279.99	47	0	0	0	48.12 (12)	36.92 (1)	28.79 (6)	25.92 (9)	25.39 (9)	32.83 (7)	(0)	21.65 (2)	28.05 (0)	32.32 (1)
18	Theodore Roberts	286.99	98	1	4	4	44.00 (20)	50.62 (14)	18.57 (2)	19.87 (7)	46.27 (18)	24.27 (9)	(0)	17.07 (3)	30.15 (12)	36.17 (13)

ESP - Sharpshooter

1	Scott Healey	247.34	56	0	0	0	36.17 (19)	29.09 (2)	27.56 (1)	25.75 (8)	22.25 (3)	23.01 (5)	(0)	26.55 (13)	28.26 (2)	28.70 (3)
2	Gary Hyde	268.68	77	0	0	0	38.47 (18)	33.57 (2)	23.98 (4)	20.91 (3)	34.52 (15)	29.77 (8)	(0)	26.90 (14)	29.54 (5)	31.02 (8)
3	Michael Bresson	275.44	115	1	1	0	49.68 (40)	29.26 (4)	21.94 (9)	25.56 (18)	25.72 (5)	32.35 (12)	(0)	26.93 (13)	34.01 (11)	29.99 (3)
4	Lee Weems	279.17	60	0	1	0	49.90 (22)	33.58 (2)	24.09 (1)	31.36 (14)	24.10 (5)	34.58 (8)	(0)	25.90 (4)	26.18 (3)	29.48 (1)
5	Randy Robinson	286.18	94	0	0	4	40.46 (25)	28.06 (3)	25.24 (1)	20.97 (6)	48.44 (23)	43.17 (19)	(0)	19.40 (2)	25.94 (6)	34.50 (9)
6	Robin Dukemineer	297.79	86	0	1	1	36.98 (21)	39.43 (3)	30.16 (13)	31.86 (11)	24.95 (8)	26.53 (5)	(0)	29.96 (12)	47.45 (7)	30.47 (6)
7	Rick Albright	321.25	84	0	1	0	47.68 (28)	35.50 (3)	47.92 (10)	29.32 (9)	31.15 (6)	34.17 (15)	(0)	26.88 (3)	29.46 (5)	39.17 (5)



The Masters 2012

May 12, 2012

All Shooters

Match --Penalties--
Score PD NT PE FN

Stage 1 Stage 2 Stage 3 Stage 4 Stage 5 Stage 6 Stage 7 Stage 8 Stage 9 Stage 10

ESP - Marksman

	Match Score	PD	NT	PE	FN	Stage 1	Stage 2	Stage 3	Stage 4	Stage 5	Stage 6	Stage 7	Stage 8	Stage 9	Stage 10
1 M. M. Teal	277.08	71	0	1	0	40.88 (17)	35.94 (0)	24.21 (2)	28.10 (10)	27.03 (7)	40.88 (23)	(0)	26.01 (7)	24.98 (4)	29.05 (1)
2 Christopher Heinz	288.75	66	1	0	1	36.91 (11)	40.15 (3)	27.33 (3)	23.82 (7)	46.79 (19)	28.89 (12)	(0)	24.09 (3)	32.42 (5)	28.35 (3)
3 Ken Swanson	293.14	97	0	1	1	44.95 (7)	33.26 (1)	31.74 (9)	32.78 (25)	31.12 (11)	27.39 (13)	(0)	22.14 (6)	36.22 (14)	33.54 (11)
4 Mark Golson	298.13	116	0	1	0	34.88 (11)	38.70 (8)	25.93 (7)	30.76 (18)	26.15 (10)	42.08 (20)	(0)	26.37 (13)	31.64 (11)	41.62 (18)
5 Mike Kirkpatrick	315.69	82	0	2	0	47.62 (24)	40.63 (6)	22.15 (2)	36.90 (20)	33.15 (5)	31.02 (8)	(0)	28.39 (7)	41.88 (5)	33.95 (5)
6 Roxanne Hill	341.72	128	1	0	1	47.93 (29)	48.01 (11)	34.42 (12)	30.49 (11)	39.13 (12)	46.85 (20)	(0)	30.73 (12)	29.68 (10)	34.48 (11)
7 Tracy Reeves	360.93	90	0	0	0	58.46 (47)	50.42 (7)	32.48 (7)	35.75 (2)	34.35 (3)	47.51 (15)	(0)	30.97 (5)	31.67 (4)	39.32 (0)
8 William Moss	388.34	131	2	1	3	61.83 (47)	60.39 (10)	37.12 (3)	39.21 (20)	37.05 (16)	38.29 (11)	(0)	33.79 (12)	37.52 (8)	43.14 (4)
9 Rory Amos	424.05	123	2	3	2	58.13 (33)	55.88 (12)	37.60 (7)	33.93 (11)	46.49 (13)	49.78 (14)	(0)	44.50 (16)	58.73 (13)	39.01 (4)
10 Earl Harris	435.00	153	2	2	1	69.33 (43)	46.86 (6)	47.68 (11)	49.82 (23)	47.26 (25)	47.23 (18)	(0)	39.01 (18)	42.54 (6)	45.27 (3)
11 Steve Carter	435.27	110	2	2	1	53.13 (12)	57.11 (3)	32.64 (4)	46.63 (19)	45.51 (4)	49.41 (12)	(0)	33.02 (17)	44.40 (13)	73.42 (26)


ESP - Novice

1 Jeff Adair	387.10	179	2	1	2	66.40 (48)	38.30 (10)	29.38 (4)	41.41 (14)	40.39 (23)	52.58 (30)	(0)	36.23 (23)	38.73 (11)	43.68 (16)
2 Sam Henderson	488.57	269	6	1	7	50.46 (45)	48.70 (29)	51.69 (22)	62.50 (26)	45.88 (17)	62.76 (33)	(0)	63.22 (41)	54.93 (27)	48.43 (29)

SSP - Stock Service Pistol

SSP - Master

DC A.C. Nohsey	187.58	71	0	0	0	33.24 (23)	24.22 (3)	14.41 (0)	16.37 (7)	20.98 (10)	23.19 (12)	(0)	19.82 (11)	14.95 (0)	20.40 (5)
1 Nick Yanutola	195.04	54	1	1	1	31.22 (19)	19.75 (2)	19.20 (0)	16.08 (4)	23.24 (3)	30.11 (10)	(0)	13.90 (3)	18.93 (8)	22.61 (5)
2 Tyler Ingram	209.55	55	1	2	1	29.41 (16)	25.30 (2)	18.94 (2)	17.72 (6)	26.92 (6)	26.84 (14)	(0)	22.39 (4)	19.83 (0)	22.20 (5)
3 Michelle Wood	209.61	56	1	0	0	31.07 (14)	24.49 (2)	19.56 (3)	17.01 (1)	29.19 (14)	27.31 (16)	(0)	20.67 (4)	19.27 (2)	21.04 (0)
4 Wes Nelson	215.65	67	0	1	1	31.62 (11)	28.43 (5)	17.75 (4)	22.19 (16)	20.95 (6)	24.61 (9)	(0)	22.70 (4)	25.53 (8)	21.87 (4)



The Masters 2012

May 12, 2012

All Shooters

Match --Penalties--
Score PD NT PE FN


Stage 1 Stage 2 Stage 3 Stage 4 Stage 5 Stage 6 Stage 7 Stage 8 Stage 9 Stage 10

SSP - Expert

	Match Score	PD	NT	PE	FN	Stage 1	Stage 2	Stage 3	Stage 4	Stage 5	Stage 6	Stage 7	Stage 8	Stage 9	Stage 10
1 Brad Hettich	208.19	41	0	0	0	30.05 (13)	32.35 (11)	16.80 (0)	17.13 (2)	24.64 (6)	24.71 (3)	(0)	18.29 (1)	20.65 (1)	23.57 (4)
2 Bernie Reece	208.90	84	1	1	0	14.00 (18)	28.11 (5)	19.24 (7)	22.90 (9)	27.60 (9)	30.98 (13)	(0)	23.51 (17)	20.38 (3)	22.18 (3)
3 Mike Lunsford	229.73	62	1	0	0	31.42 (12)	25.61 (5)	20.07 (3)	19.54 (5)	25.15 (7)	30.65 (6)	(0)	19.93 (3)	27.81 (6)	29.55 (15)
4 Bill Allen	234.44	104	1	1	0	32.75 (21)	34.92 (13)	18.24 (3)	31.43 (21)	27.37 (19)	20.58 (2)	(0)	20.96 (8)	22.15 (7)	26.04 (10)
5 Jimmy Duke	240.10	82	1	0	0	40.36 (24)	29.90 (8)	17.54 (3)	18.62 (6)	29.20 (17)	26.26 (8)	(0)	19.30 (2)	26.06 (7)	32.86 (7)
6 Jim Clark	245.86	73	1	0	0	33.07 (2)	37.48 (12)	22.32 (8)	20.85 (8)	26.88 (15)	30.68 (8)	(0)	22.23 (7)	23.17 (7)	29.18 (6)
7 Lin Edwards	251.65	65	0	0	0	35.98 (4)	25.27 (5)	21.46 (7)	23.20 (8)	26.58 (14)	25.76 (7)	(0)	24.87 (10)	28.20 (7)	40.33 (3)
8 Lee Bautista	281.57	112	3	1	1	39.89 (20)	30.27 (4)	21.22 (1)	27.75 (12)	38.32 (22)	35.33 (21)	(0)	20.30 (6)	35.37 (13)	33.12 (13)
9 Horace Ayers	289.73	66	1	1	1	40.86 (12)	36.59 (4)	27.74 (1)	29.39 (3)	27.19 (6)	44.91 (18)	(0)	27.33 (15)	24.08 (0)	31.64 (7)

SSP - Sharpshooter

1 Jason Pratt	228.18	70	0	1	1	34.71 (28)	26.23 (6)	19.11 (4)	26.60 (6)	22.21 (2)	25.32 (6)	(0)	19.12 (3)	22.73 (2)	32.15 (13)
2 Jed Duke	234.45	82	0	0	0	43.85 (24)	28.12 (7)	20.21 (8)	20.23 (10)	27.64 (8)	24.10 (4)	(0)	21.80 (8)	20.27 (3)	28.23 (10)
3 Audrey Day	255.76	91	0	1	0	38.21 (17)	27.08 (2)	22.65 (5)	23.14 (12)	32.70 (8)	30.93 (15)	(0)	25.27 (9)	24.70 (11)	31.08 (12)
4 Wes Cheplen	266.86	84	0	1	1	37.41 (13)	41.34 (11)	18.28 (4)	20.10 (5)	30.72 (8)	32.17 (16)	(0)	25.09 (12)	33.02 (8)	28.73 (7)
5 Guido Masters	277.21	114	0	1	1	50.07 (41)	26.66 (1)	28.78 (20)	19.61 (3)	33.71 (12)	35.58 (16)	(0)	29.61 (14)	22.60 (5)	30.59 (2)
6 Robbie Nichols	281.23	118	1	1	0	36.98 (25)	32.20 (8)	33.75 (10)	31.00 (19)	29.85 (11)	31.57 (19)	(0)	31.60 (18)	26.27 (3)	28.01 (5)
7 David Bertanzetti	288.89	84	1	2	0	49.22 (25)	32.53 (0)	25.59 (4)	32.44 (17)	38.20 (12)	28.66 (7)	(0)	23.98 (8)	29.20 (8)	29.07 (3)
8 Austin Duke	291.23	115	0	2	3	43.12 (27)	33.35 (3)	19.71 (8)	26.89 (7)	43.57 (24)	40.89 (16)	(0)	23.32 (9)	37.44 (17)	22.94 (4)
9 Kyle Sandlin	293.12	119	1	1	0	46.20 (41)	35.25 (9)	25.53 (4)	28.22 (14)	27.39 (1)	27.46 (9)	(0)	29.54 (20)	29.16 (3)	44.37 (18)
10 Ben Beavers	302.19	110	1	2	3	38.00 (20)	31.94 (3)	26.56 (7)	29.86 (18)	28.91 (8)	56.40 (26)	(0)	26.63 (12)	28.54 (10)	35.35 (6)
11 Chris Collier	308.77	78	2	1	0	46.44 (24)	42.21 (2)	42.48 (5)	22.82 (6)	36.41 (10)	36.52 (15)	(0)	24.41 (6)	24.45 (6)	33.03 (4)
12 Sean Grome	310.83	85	0	0	0	53.08 (35)	37.95 (2)	37.30 (11)	33.92 (12)	31.61 (2)	31.14 (10)	(0)	27.08 (10)	27.80 (2)	30.95 (1)
13 Will Andrews	312.72	106	1	0	0	53.84 (38)	38.59 (3)	22.60 (6)	27.90 (13)	31.04 (12)	41.73 (13)	(0)	23.72 (7)	37.65 (7)	35.65 (7)
14 Mike Phillips	326.64	117	1	1	1	49.64 (43)	45.41 (8)	31.76 (3)	32.42 (9)	27.57 (8)	41.82 (18)	(0)	22.78 (3)	36.02 (14)	39.22 (11)
15 Bob Smith	334.35	97	0	6	0	51.63 (35)	36.53 (4)	30.67 (7)	33.69 (17)	40.08 (9)	33.63 (10)	(0)	35.05 (6)	33.00 (5)	40.07 (4)
16 Lincoln Stewart	356.60	143	3	4	3	55.72 (25)	36.36 (7)	29.54 (10)	39.89 (20)	32.58 (19)	44.03 (22)	(0)	30.05 (17)	39.01 (7)	49.42 (16)



The Masters 2012

May 12, 2012

All Shooters

Match --Penalties--
 Score PD NT PE FN

Stage 1 Stage 2 Stage 3 Stage 4 Stage 5 Stage 6 Stage 7 Stage 8 Stage 9 Stage 10

SSP - Marksman

1	David Burks	295.54	102	2	1	0	48.03 (42)	33.35 (7)	21.47 (3)	32.73 (23)	36.06 (5)	45.11 (9)	(0)	22.77 (8)	28.68 (1)	27.34 (4)
2	Manh Dang	323.24	93	0	0	0	42.71 (0)	43.93 (7)	29.67 (8)	36.27 (19)	36.21 (19)	35.04 (13)	(0)	30.52 (9)	27.87 (6)	41.02 (12)
3	John Young	323.98	99	0	2	0	46.66 (21)	44.96 (10)	25.11 (1)	34.17 (13)	31.27 (7)	33.13 (18)	(0)	40.17 (17)	28.50 (1)	40.01 (11)
4	Greg Evans	332.04	137	0	1	0	50.24 (37)	46.33 (9)	32.80 (14)	30.32 (7)	43.77 (16)	32.89 (11)	(0)	28.89 (18)	27.59 (6)	39.21 (19)
5	Robert F. Hart	340.05	79	2	3	0	57.13 (26)	51.21 (5)	33.22 (3)	41.88 (16)	47.76 (19)	38.58 (5)	(0)	28.11 (2)	31.36 (0)	10.80 (3)
6	Joyce Beggs	372.07	169	2	1	1	51.58 (42)	63.16 (13)	44.65 (13)	31.75 (17)	40.03 (16)	37.30 (11)	(0)	39.40 (35)	32.53 (13)	31.67 (9)
7	Bill Renfro	388.80	128	2	0	1	49.60 (26)	52.98 (13)	34.23 (6)	34.11 (14)	46.62 (21)	47.10 (18)	(0)	31.75 (13)	49.27 (8)	43.14 (9)
8	Sherrie Randolph	401.56	152	4	1	1	51.08 (29)	39.86 (4)	29.24 (7)	36.53 (22)	51.56 (13)	43.88 (16)	(0)	52.18 (24)	44.63 (12)	52.60 (25)
9	Joe Maxwell	408.18	88	3	0	0	60.95 (35)	66.39 (9)	46.45 (2)	40.99 (15)	42.00 (4)	39.85 (7)	(0)	30.14 (4)	37.86 (5)	43.55 (7)
10	Ray Peterson	420.88	100	2	3	1	44.93 (7)	48.98 (12)	36.41 (7)	37.25 (21)	47.05 (17)	67.44 (27)	(0)	41.70 (3)	47.54 (5)	49.58 (1)
11	Robert Garrison	422.87	131	2	0	1	63.73 (27)	47.22 (3)	33.84 (3)	49.19 (33)	58.99 (14)	40.45 (10)	(0)	38.30 (21)	44.12 (17)	47.03 (3)
12	Mike Goebel	425.53	150	3	0	1	57.14 (36)	49.98 (5)	29.89 (2)	40.23 (19)	58.07 (24)	59.97 (30)	(0)	39.29 (17)	36.87 (13)	54.09 (4)
13	Lynn Rawlinson	454.90	197	1	2	4	67.42 (43)	51.00 (15)	52.46 (30)	41.00 (18)	54.29 (21)	44.63 (17)	(0)	39.40 (14)	46.88 (21)	57.82 (18)

SSP - Novice

1	Joey Jodoin	463.58	148	4	0	2	47.59 (27)	47.97 (9)	33.56 (3)	50.18 (22)	55.13 (25)	74.08 (27)	(0)	34.25 (13)	54.03 (6)	66.79 (16)
2	Jaime Wallace	553.97	151	1	0	2	58.25 (27)	83.54 (16)	38.66 (3)	43.47 (18)	86.32 (25)	74.58 (20)	(0)	58.82 (25)	53.77 (10)	56.56 (7)
	Ken Champlin	DQ														

ESR - Enhanced Service Revolver

ESR - Master

DC	Toni Dandreamatteo	269.31	80	0	0	0	37.10 (16)	37.54 (4)	26.29 (8)	25.23 (11)	39.78 (15)	27.43 (1)	(0)	21.98 (5)	25.21 (10)	28.75 (10)
----	--------------------	---------------	----	---	---	---	------------	-----------	-----------	------------	------------	-----------	-----	-----------	------------	------------

ESR - Sharpshooter

1	Stanley Hodgins	425.66	81	0	1	0	48.41 (13)	51.63 (3)	35.41 (6)	31.21 (5)	54.00 (16)	53.47 (8)	(0)	51.84 (18)	41.22 (8)	58.47 (4)
---	-----------------	---------------	----	---	---	---	------------	-----------	-----------	-----------	------------	-----------	-----	------------	-----------	-----------


ESR - Marksman

1	Grady Wiggins	419.99	84	0	1	0	52.88 (11)	53.00 (1)	51.52 (12)	35.45 (14)	39.76 (12)	43.27 (16)	(0)	45.15 (13)	43.72 (5)	55.24 (0)
---	---------------	---------------	----	---	---	---	------------	-----------	------------	------------	------------	------------	-----	------------	-----------	-----------

SSR - Stock Service Revolver

SSR - Master

1	Claude Werner	316.11	68	0	1	0	34.90 (6)	50.39 (2)	27.45 (2)	32.90 (9)	33.47 (4)	35.10 (12)	(0)	35.03 (16)	30.47 (6)	36.40 (11)
---	---------------	---------------	----	---	---	---	-----------	-----------	-----------	-----------	-----------	------------	-----	------------	-----------	------------



The Masters 2012

May 12, 2012

All Shooters

Match --Penalties--
 Score PD NT PE FN Stage 1 Stage 2 Stage 3 Stage 4 Stage 5 Stage 6 Stage 7 Stage 8 Stage 9 Stage 10

SSR - Expert

DC Rickey Brazle	299.99	85	0	0	0	35.44 (15)	41.28 (3)	29.08 (7)	27.88 (11)	33.50 (1)	33.33 (17)	(0)	31.37 (15)	36.70 (4)	31.41 (12)
1 Bob Briggs	300.89	50	0	0	0	41.34 (8)	41.06 (3)	23.52 (3)	28.57 (9)	37.14 (6)	35.43 (10)	(0)	29.36 (3)	31.50 (2)	32.97 (6)
2 Randy Nash	302.87	54	0	0	0	46.78 (18)	42.20 (0)	28.87 (2)	28.30 (9)	31.48 (6)	31.97 (10)	(0)	30.15 (5)	29.87 (1)	33.25 (3)

SSR - Sharpshooter

1 Steve Chockley	325.54	74	1	1	0	34.98 (4)	54.47 (4)	26.00 (2)	35.88 (15)	37.14 (7)	46.10 (26)	(0)	31.60 (13)	27.40 (1)	31.97 (2)
------------------	---------------	----	---	---	---	-----------	-----------	-----------	------------	-----------	------------	-----	------------	-----------	-----------

Key to Penalties:

PD = Target Points Down. Each point down adds 1/2 second to your score.

NT = Hit on Non Threat target. Each HNT adds 5 seconds to your score.

PE = Procedural Error. Each adds 3 seconds to your score.

FN = Failure to Neutralize (no hits in the 0 or -1 zone) Each adds 5 seconds to your score.