

# The Masters 2013

## May 11, 2013

All Shooters

CDP Champion: Matt Sims CDP - Master 186.77 (41)  
 ESP Champion: Ken Park ESP - Master 184.71 (60)  
 SSP Champion: Sal Nappo SSP - Master 180.16 (38)  
 ESR Champion: Steve Chockley ESR - Sharpshooter 321.28(107)  
 SSR Champion: Noah Teal SSR - Expert 277.55 (52)

High Senior: Greg Brose ESP - Master 213.58 (47)  
 High Lady: Robin Dukemineer ESP - Sharpshooter 278.28 (45)  
 High Law Enforcement: Ken Park ESP - Master 184.71 (60)  
 High Industry: Matt Sims CDP - Master 186.77 (41)  
 High Junior: Dalton Wilson SSP - Marksman 287.26 (99)  
 High Military: Robert F. Hart SSP - Sharpshooter 334.47 (88)  
 High Distinguished Senior: Scott Randolph ESP - Master 203.30 (31)  
 Most Accurate: Jim Watson ESP - Expert 272.28 (25)

Match --Penalties--  
 Score PD NT PE FN

Stage 1    Stage 2    Stage 3    Stage 4    Stage 5    Stage 6    Stage 7    Stage 8    Stage 9    Stage 10


### CDP - Custom Defensive Pistol

#### CDP - Master

DC	Score	PD	NT	PE	FN	Stage 1	Stage 2	Stage 3	Stage 4	Stage 5	Stage 6	Stage 7	Stage 8	Stage 9	Stage 10
Matt Sims	<b>186.77</b>	41	0	0	0	13.46 (1)	16.30 (2)	17.92 (2)	22.65 (6)	25.17 (6)	24.58 (10)	<b>19.63(5)</b>	10.81 (2)	<b>18.05(1)</b>	18.20 (6)
1 Alex Stephenson	<b>237.17</b>	70	2	0	0	16.33 (3)	17.57 (5)	23.83 (11)	27.17 (8)	28.40 (4)	21.88 (4)	33.31 (13)	11.80 (2)	25.83 (13)	31.05 (7)
2 Neal Clayton	<b>261.53</b>	67	0	0	2	17.79 (3)	26.23 (8)	28.27 (12)	32.09 (6)	26.13 (3)	27.00 (3)	35.92 (18)	15.11 (6)	28.22 (4)	24.77 (4)

#### CDP - Expert

1 Bill Dukemineer	<b>224.20</b>	61	0	0	0	16.89 (2)	20.66 (0)	17.75 (0)	30.60 (12)	26.32 (9)	24.92 (5)	29.20 (12)	12.02 (3)	23.50 (10)	22.34 (8)
2 Gene Simmons	<b>226.08</b>	39	0	0	1	15.65 (1)	27.39 (12)	19.79 (2)	30.55 (2)	24.09 (5)	24.85 (1)	24.76 (5)	12.39 (5)	23.63 (1)	22.98 (5)
3 Michael Foster Jr.	<b>229.25</b>	44	1	0	0	16.89 (3)	17.36 (3)	22.66 (5)	31.18 (8)	32.96 (3)	23.94 (3)	31.29 (7)	12.84 (5)	20.74 (5)	19.39 (2)
4 Scott Healey	<b>233.90</b>	47	0	0	0	18.53 (2)	21.07 (7)	23.85 (6)	27.98 (2)	30.63 (3)	22.63 (3)	29.62 (9)	11.79 (6)	25.91 (8)	21.89 (1)
5 Joe Peel	<b>255.57</b>	83	1	0	0	18.71 (8)	30.19 (10)	21.95 (6)	37.99 (11)	28.19 (9)	27.51 (12)	30.98 (12)	14.34 (6)	22.12 (1)	23.59 (8)
6 Paul Malchow	<b>258.91</b>	76	0	2	0	17.67 (2)	20.21 (3)	19.63 (3)	39.49 (10)	30.35 (12)	32.88 (12)	31.43 (7)	15.84 (7)	28.04 (18)	23.37 (2)
7 Charlie Baker	<b>270.08</b>	63	0	0	0	24.26 (3)	22.17 (4)	39.31 (12)	31.74 (4)	26.53 (4)	29.07 (5)	26.34 (2)	13.56 (3)	31.07 (16)	26.03 (10)
8 Brian Harnas	<b>277.49</b>	102	1	3	3	19.85 (4)	17.93 (1)	31.86 (6)	45.19 (10)	43.90 (27)	30.98 (16)	31.46 (13)	11.64 (7)	24.03 (10)	20.65 (8)



# The Masters 2013

## May 11, 2013

All Shooters

Match --Penalties--  
Score PD NT PE FN

Stage 1 Stage 2 Stage 3 Stage 4 Stage 5 Stage 6 Stage 7 Stage 8 Stage 9 Stage 10

### CDP - Sharpshooter

Rank	Name	Match Score	PD	NT	PE	FN	Stage 1	Stage 2	Stage 3	Stage 4	Stage 5	Stage 6	Stage 7	Stage 8	Stage 9	Stage 10
1	Jim Lindell	<b>263.32</b>	60	0	0	0	21.93 (3)	19.49 (2)	24.52 (6)	31.52 (7)	25.57 (5)	25.50 (6)	37.43 (11)	18.98 (6)	34.40 (10)	23.98 (4)
2	Marc Schneider	<b>270.30</b>	55	0	0	0	21.46 (1)	21.43 (5)	26.41 (5)	41.18 (8)	29.83 (7)	25.68 (4)	31.11 (4)	19.44 (8)	28.18 (8)	25.58 (5)
3	Bill Kralis	<b>271.46</b>	46	0	0	0	20.73 (0)	22.78 (8)	25.80 (4)	32.97 (9)	30.31 (2)	27.15 (2)	38.77 (7)	16.83 (3)	31.32 (8)	24.80 (3)
4	Corey Cruts	<b>285.85</b>	78	0	0	2	28.23 (2)	22.45 (14)	24.84 (10)	32.72 (4)	32.84 (1)	25.70 (7)	48.17 (21)	15.45 (8)	31.46 (7)	23.99 (4)
5	Ron Lauer	<b>314.10</b>	94	2	0	0	20.73 (4)	31.32 (16)	27.67 (5)	47.05 (12)	33.27 (15)	34.58 (17)	39.21 (2)	16.00 (6)	35.61 (11)	28.66 (6)
6	Joshua Hamilton	<b>314.11</b>	78	1	0	1	21.17 (6)	34.23 (5)	25.66 (13)	39.94 (7)	33.84 (3)	37.76 (16)	37.90 (10)	12.89 (4)	42.94 (6)	27.78 (8)
7	Daniel Meadows	<b>335.17</b>	139	1	1	3	20.69 (6)	27.48 (15)	31.65 (9)	51.30 (22)	47.10 (30)	37.16 (18)	39.23 (10)	18.36 (6)	33.68 (12)	28.52 (11)


### CDP - Marksman

1	David Burks	<b>338.66</b>	64	0	1	1	23.74 (2)	29.61 (3)	37.02 (11)	34.70 (4)	32.56 (3)	33.74 (1)	51.86 (15)	21.13 (13)	33.98 (7)	40.32 (5)
2	Sabrina MacHaffie	<b>340.03</b>	112	0	0	1	20.30 (4)	23.66 (8)	31.06 (13)	41.35 (11)	41.40 (12)	42.08 (20)	42.89 (15)	16.44 (5)	45.43 (19)	35.42 (5)
3	David M. Gleason	<b>347.39</b>	59	0	0	0	27.04 (7)	29.42 (7)	42.54 (13)	46.45 (3)	38.67 (2)	34.03 (7)	43.89 (4)	20.47 (6)	29.87 (4)	35.01 (6)
4	Sam Henderson	<b>361.92</b>	86	1	2	1	30.33 (8)	26.31 (9)	29.40 (10)	39.43 (5)	49.43 (7)	37.30 (9)	41.90 (18)	17.55 (2)	49.89 (9)	40.38 (9)
5	Scott Johnson	<b>364.46</b>	93	0	1	0	37.91 (10)	29.42 (4)	31.86 (10)	41.05 (9)	35.93 (3)	36.06 (10)	47.44 (11)	22.46 (14)	47.43 (14)	34.90 (8)
6	Christopher Heinz	<b>364.65</b>	79	1	2	0	28.74 (1)	22.77 (3)	34.28 (4)	45.16 (8)	63.74 (21)	39.58 (4)	39.43 (12)	18.28 (13)	38.01 (7)	34.66 (6)
7	Ronald Lepke	<b>371.07</b>	136	0	3	4	24.00 (1)	34.82 (18)	27.61 (10)	61.57 (24)	42.66 (14)	29.40 (6)	60.74 (33)	20.93 (13)	37.54 (6)	31.80 (11)
8	David Prysock	<b>373.54</b>	90	1	7	1	28.75 (12)	27.97 (2)	36.19 (12)	42.77 (11)	43.32 (15)	35.32 (8)	50.26 (9)	16.49 (7)	49.62 (3)	42.85 (11)
9	Ron Herbert	<b>375.97</b>	77	1	0	0	25.20 (1)	27.76 (8)	36.81 (6)	46.93 (9)	49.70 (15)	34.20 (5)	51.56 (7)	21.03 (9)	47.87 (14)	34.91 (3)
10	Scott Collins	<b>377.53</b>	48	0	1	0	31.62 (1)	26.75 (5)	29.97 (6)	42.26 (3)	37.79 (4)	40.72 (5)	48.21 (13)	18.77 (3)	59.80 (3)	41.64 (5)
11	George Patton	<b>388.91</b>	82	0	2	2	20.40 (1)	31.55 (9)	30.04 (4)	59.60 (10)	41.13 (7)	42.33 (18)	56.64 (8)	18.95 (5)	56.84 (18)	31.43 (2)
12	James Holcomb	<b>400.19</b>	190	4	3	3	23.82 (3)	29.69 (11)	47.04 (37)	42.02 (11)	52.16 (24)	39.91 (18)	55.51 (26)	29.75 (24)	40.85 (24)	39.44 (12)
13	Alex Merrill	<b>420.07</b>	153	1	2	1	32.71 (3)	37.46 (24)	41.06 (5)	57.17 (15)	61.52 (21)	39.51 (10)	48.23 (15)	25.32 (29)	43.01 (15)	34.08 (16)
14	Tracy Reeves	<b>421.53</b>	54	0	1	1	33.28 (1)	34.65 (14)	59.21 (11)	44.09 (2)	39.40 (1)	56.73 (2)	43.71 (6)	20.11 (8)	43.39 (8)	46.96 (1)
15	Scott Welch	<b>424.06</b>	88	1	4	2	37.12 (2)	33.06 (0)	40.65 (6)	52.67 (6)	47.24 (8)	41.37 (7)	67.38 (23)	23.04 (11)	45.12 (14)	36.41 (11)

### ESP - Enhanced Service Pistol

#### ESP - Master

DC	Ken Park	<b>184.71</b>	60	1	0	0	14.83 (5)	<b>11.62(3)</b>	<b>14.80(5)</b>	29.74 (11)	20.34 (3)	21.15 (5)	24.42 (9)	8.17 (3)	21.51 (12)	18.13 (4)
1	Scott Randolph	<b>203.30</b>	31	0	0	0	12.49 (0)	14.81 (0)	18.30 (3)	28.16 (3)	24.32 (8)	25.48 (6)	26.52 (3)	9.70 (2)	21.19 (3)	22.33 (3)
2	Greg Brose	<b>213.58</b>	47	0	0	0	12.67 (2)	20.00 (6)	24.81 (13)	33.75 (6)	23.39 (1)	22.25 (4)	21.16 (3)	9.52 (2)	25.60 (8)	20.43 (2)
3	Chris Woomer	<b>219.11</b>	57	1	1	0	12.38 (4)	20.52 (9)	18.43 (3)	27.17 (8)	32.78 (3)	23.59 (3)	24.97 (10)	9.97 (6)	25.05 (3)	24.25 (8)




# The Masters 2013

## May 11, 2013

All Shooters

	Match Score	--Penalties--				Stage 1	Stage 2	Stage 3	Stage 4	Stage 5	Stage 6	Stage 7	Stage 8	Stage 9	Stage 10	
		PD	NT	PE	FN											
<b>ESP - Expert</b>																
1	Jim Bearden	<b>195.65</b>	58	0	0	0	13.38 (5)	18.93 (18)	19.86 (4)	<b>20.12(2)</b>	22.88 (3)	21.31 (3)	25.71 (10)	14.14 (10)	20.00 (1)	19.32 (2)
2	Dave Horn	<b>196.23</b>	32	0	0	0	12.22 (0)	15.81 (2)	17.17 (2)	24.65 (2)	25.01 (2)	26.88 (4)	23.65 (3)	12.09 (10)	19.90 (5)	18.85 (2)
3	Stanley Wade	<b>199.20</b>	39	0	1	0	13.58 (1)	12.70 (4)	16.66 (1)	21.95 (2)	24.75 (5)	23.38 (2)	30.88 (9)	9.62 (3)	23.53 (9)	22.15 (3)
4	Andrew Steele	<b>209.19</b>	56	0	1	0	12.47 (4)	18.49 (9)	20.19 (5)	30.34 (3)	19.16 (3)	26.11 (5)	24.88 (12)	9.38 (6)	24.93 (4)	23.24 (5)
5	Kevin Collins	<b>213.47</b>	64	1	0	0	16.20 (4)	15.36 (4)	19.07 (7)	38.19 (13)	20.49 (1)	26.15 (8)	24.87 (4)	13.46 (9)	22.72 (12)	<b>16.96(2)</b>
6	Brad Hettich	<b>214.43</b>	48	0	0	0	15.14 (3)	15.48 (6)	22.93 (5)	28.65 (4)	23.86 (7)	28.66 (7)	24.41 (5)	10.43 (2)	24.51 (3)	20.36 (6)
7	Ernie Heath	<b>215.62</b>	72	1	1	1	12.03 (4)	23.63 (15)	25.04 (5)	22.32 (9)	29.03 (12)	25.99 (3)	25.68 (6)	11.07 (8)	21.51 (4)	19.32 (6)
8	Ted Pesta	<b>221.84</b>	41	1	0	1	12.38 (1)	23.82 (12)	22.07 (5)	34.28 (4)	23.36 (2)	23.13 (1)	23.76 (2)	9.54 (2)	28.37 (9)	21.13 (3)
9	Mike Foster	<b>229.95</b>	74	0	2	1	14.25 (4)	17.77 (9)	21.56 (5)	26.82 (7)	24.84 (6)	26.23 (5)	35.97 (13)	15.85 (14)	25.49 (10)	21.17 (1)
10	Robert Moore	<b>231.02</b>	81	0	0	0	20.94 (14)	19.98 (4)	20.33 (5)	28.17 (7)	22.81 (5)	24.44 (4)	30.23 (9)	13.89 (12)	26.61 (13)	23.62 (8)
11	Bill Allen	<b>232.71</b>	61	0	2	0	15.46 (2)	25.42 (9)	24.54 (12)	23.04 (2)	29.72 (9)	24.17 (5)	29.21 (8)	12.17 (7)	26.80 (5)	22.18 (2)
12	Gary Hyde	<b>246.36</b>	60	0	0	0	17.01 (5)	16.47 (2)	21.09 (1)	35.50 (11)	25.89 (3)	32.35 (13)	31.77 (12)	18.31 (6)	27.52 (6)	20.45 (1)
13	Jim Watson	<b>272.28</b>	25	0	1	0	21.64 (1)	20.50 (2)	31.05 (8)	33.09 (1)	29.40 (1)	36.31 (3)	29.88 (4)	13.54 (4)	27.22 (1)	29.65 (0)

<b>ESP - Sharpshooter</b>																
1	Rob Tompkins	<b>224.75</b>	65	0	0	0	16.35 (6)	22.02 (8)	23.47 (8)	31.80 (9)	28.56 (14)	22.13 (1)	22.95 (4)	12.42 (8)	24.46 (5)	20.59 (2)
2	Brian Atchison	<b>242.95</b>	91	0	0	1	14.62 (1)	15.80 (4)	17.85 (3)	34.68 (16)	22.61 (1)	23.28 (4)	39.32 (26)	13.89 (10)	25.73 (9)	35.17 (17)
3	Jon Van Holm	<b>243.16</b>	68	0	1	1	22.55 (7)	15.25 (2)	20.33 (2)	29.68 (8)	36.11 (16)	29.96 (10)	29.97 (6)	11.63 (3)	26.68 (11)	21.00 (3)
4	Austin Duke	<b>245.93</b>	94	0	1	0	16.38 (3)	18.58 (8)	22.00 (9)	34.88 (9)	27.25 (17)	31.62 (12)	23.57 (2)	14.93 (14)	30.22 (12)	26.50 (8)
5	Randy Robinson	<b>250.53</b>	34	0	0	0	18.73 (1)	18.33 (1)	22.13 (0)	29.30 (1)	32.19 (9)	30.43 (7)	35.68 (9)	8.61 (3)	27.17 (1)	27.96 (2)
6	Scottie Roberson	<b>268.57</b>	79	1	1	1	17.84 (2)	27.53 (19)	24.88 (9)	26.06 (4)	24.43 (7)	31.51 (7)	33.10 (11)	13.89 (10)	37.54 (3)	31.79 (7)
7	Anthony Ballard	<b>270.66</b>	55	0	1	0	19.50 (1)	25.93 (0)	27.30 (3)	34.50 (3)	25.97 (9)	32.43 (7)	31.12 (2)	18.50 (11)	24.65 (7)	30.76 (12)
8	Robin Dukemineer	<b>278.28</b>	45	0	0	0	19.93 (5)	23.57 (1)	30.12 (8)	34.58 (3)	32.55 (7)	28.71 (1)	39.11 (6)	12.75 (7)	31.78 (6)	25.18 (1)
9	William Moss	<b>282.68</b>	75	0	0	0	17.91 (1)	20.47 (11)	33.49 (16)	35.42 (1)	35.06 (15)	29.80 (8)	35.89 (5)	17.44 (13)	27.61 (2)	29.59 (3)
10	David Nall	<b>289.02</b>	112	1	0	0	19.03 (10)	19.83 (2)	25.56 (6)	33.06 (6)	29.18 (7)	41.23 (16)	44.78 (30)	19.14 (10)	31.52 (20)	25.69 (5)
11	Jeremy Welch	<b>300.82</b>	56	0	0	1	20.01 (0)	31.58 (7)	29.09 (4)	38.07 (18)	32.52 (4)	31.16 (10)	31.50 (9)	16.79 (4)	31.95 (0)	38.15 (0)
12	Tim Heaton	<b>307.16</b>	92	0	0	1	20.94 (2)	27.20 (5)	42.85 (5)	36.11 (15)	25.40 (3)	33.10 (14)	43.82 (25)	15.82 (10)	32.68 (5)	29.24 (8)
13	Rick Albright	<b>319.20</b>	57	0	0	0	23.02 (5)	28.68 (8)	32.62 (12)	43.72 (3)	28.47 (2)	33.02 (3)	44.97 (4)	15.91 (12)	33.98 (1)	34.81 (7)
14	Rory Amos	<b>398.72</b>	123	1	0	1	28.67 (4)	39.92 (26)	45.86 (15)	60.32 (22)	45.09 (13)	43.90 (9)	43.99 (12)	14.39 (8)	43.81 (9)	32.77 (5)
	Grant Garrett	<b>DNF</b>					22.94 (0)	35.32 (10)	(0)	41.49 (21)	34.22 (12)	34.96 (10)	26.35 (3)	16.45 (14)	(0)	34.78 (14)



# The Masters 2013

## May 11, 2013

All Shooters

Match --Penalties--  
Score PD NT PE FN

Stage 1    Stage 2    Stage 3    Stage 4    Stage 5    Stage 6    Stage 7    Stage 8    Stage 9    Stage 10

### ESP - Marksman

1	Alan Carrasquillo	<b>265.05</b>	81	1	0	0	23.12 (9)	24.48 (9)	22.05 (7)	36.96 (9)	23.01 (4)	28.94 (10)	30.47 (6)	13.29 (8)	38.11 (11)	24.62 (8)
2	Stuart H. South	<b>268.08</b>	52	0	0	0	15.64 (0)	30.81 (14)	31.41 (9)	34.18 (3)	25.83 (4)	24.41 (1)	31.56 (5)	11.95 (3)	35.90 (8)	26.39 (5)
3	John Nobinger	<b>271.06</b>	73	1	2	1	16.22 (2)	22.58 (8)	23.46 (3)	30.97 (5)	44.26 (37)	32.62 (5)	25.92 (2)	16.07 (1)	34.63 (9)	24.33 (1)
4	Chris Weir	<b>288.09</b>	33	0	0	0	18.28 (2)	23.58 (0)	32.70 (3)	34.47 (2)	29.78 (8)	29.92 (5)	37.05 (5)	13.49 (6)	35.69 (1)	33.13 (1)
5	Ken Swanson	<b>303.40</b>	83	0	0	0	18.85 (5)	23.61 (7)	27.91 (13)	52.83 (11)	39.52 (20)	33.36 (8)	35.17 (4)	13.56 (6)	31.91 (8)	26.68 (1)
6	Alan Howard	<b>308.74</b>	95	1	2	3	16.77 (4)	28.42 (7)	28.48 (9)	48.55 (17)	32.52 (10)	23.20 (3)	43.31 (21)	22.23 (4)	31.95 (6)	33.31 (14)
7	Scott Wilson	<b>332.04</b>	123	0	0	1	25.98 (16)	36.86 (12)	37.23 (17)	43.06 (15)	31.07 (11)	32.36 (11)	37.39 (11)	22.63 (13)	33.25 (6)	32.21 (11)
8	Randy Webb	<b>333.51</b>	91	1	1	1	21.24 (4)	26.37 (4)	30.10 (10)	41.11 (19)	41.22 (11)	34.54 (9)	43.63 (17)	12.95 (6)	47.14 (4)	35.21 (7)
9	Leigh Ann Jeter	<b>357.46</b>	107	2	0	0	22.58 (6)	27.91 (6)	40.53 (9)	42.80 (10)	38.65 (16)	37.38 (12)	43.90 (9)	26.18 (16)	44.54 (14)	32.99 (9)
10	Joyce Beggs	<b>360.56</b>	148	0	0	3	21.96 (11)	36.30 (7)	34.59 (14)	45.63 (23)	43.66 (18)	47.08 (19)	40.52 (10)	17.61 (14)	37.58 (10)	35.63 (22)


### ESP - Novice

1	Suzeann Grier	<b>648.68</b>	91	1	1	0	47.18 (7)	56.20 (0)	42.25 (12)	86.47 (7)	69.66 (10)	48.91 (1)	74.29 (4)	38.18 (20)	119.54 (20)	66.00 (10)
---	---------------	---------------	----	---	---	---	-----------	-----------	------------	-----------	------------	-----------	-----------	------------	-------------	------------

### SSP - Stock Service Pistol

#### SSP - Master

DC	Sal Nappo	<b>180.16</b>	38	0	0	0	11.75 (2)	12.35 (5)	16.14 (2)	21.84 (4)	22.33 (5)	<b>18.44(1)</b>	22.58 (5)	8.89 (3)	20.60 (8)	25.24 (3)
1	Bryan Murphy	<b>206.90</b>	35	1	0	0	11.40 (2)	16.34 (3)	20.25 (1)	25.38 (9)	21.41 (5)	27.35 (2)	24.72 (5)	7.35 (4)	31.73 (3)	20.97 (1)
2	Matthew Sirmans	<b>217.94</b>	79	1	2	3	11.41 (2)	18.28 (8)	34.26 (12)	20.23 (5)	18.57 (5)	28.48 (5)	23.19 (10)	8.06 (4)	33.64 (27)	21.82 (1)
3	Bill Go	<b>220.11</b>	55	0	1	1	12.53 (2)	31.39 (8)	18.61 (4)	27.09 (4)	26.24 (7)	23.11 (1)	27.22 (9)	11.90 (7)	20.42 (4)	21.60 (9)
4	Jason Beaver	<b>221.08</b>	98	0	0	0	12.31 (0)	21.37 (12)	20.89 (10)	28.12 (15)	26.61 (13)	23.41 (4)	32.85 (17)	12.23 (8)	20.58 (8)	22.71 (11)
5	Joel Hodges	<b>221.52</b>	68	0	0	0	23.63 (7)	16.99 (7)	24.35 (10)	25.27 (4)	22.22 (8)	28.65 (9)	26.47 (9)	10.28 (2)	22.09 (5)	21.57 (7)
6	Ron Holland	<b>225.24</b>	52	0	2	0	17.75 (3)	21.20 (6)	18.41 (1)	26.26 (2)	24.22 (10)	25.41 (3)	30.09 (14)	18.04 (3)	21.13 (4)	22.73 (6)



# The Masters 2013


## May 11, 2013

All Shooters

Match Score	--Penalties--	Stage 1	Stage 2	Stage 3	Stage 4	Stage 5	Stage 6	Stage 7	Stage 8	Stage 9	Stage 10
	PD NT PE FN										

### SSP - Expert

Rank	Name	Match Score	PD	NT	PE	FN	Stage 1	Stage 2	Stage 3	Stage 4	Stage 5	Stage 6	Stage 7	Stage 8	Stage 9	Stage 10
1	Ryan Newbern	<b>191.89</b>	40	0	0	0	<b>11.13(1)</b>	18.34 (1)	17.69 (7)	23.61 (2)	<b>18.09(0)</b>	23.56 (5)	25.49 (11)	11.53 (4)	24.10 (8)	18.35 (1)
2	Clint Bowen	<b>206.88</b>	33	0	0	0	12.50 (1)	17.00 (1)	18.56 (6)	25.63 (4)	25.51 (8)	23.20 (1)	27.76 (5)	13.08 (2)	23.45 (2)	20.19 (3)
3	Jimmy Duke	<b>213.77</b>	63	1	0	0	14.58 (2)	14.73 (3)	20.43 (5)	25.21 (2)	26.13 (2)	28.71 (14)	26.45 (12)	13.31 (14)	21.00 (3)	23.22 (6)
4	Michael Schwartz	<b>214.59</b>	40	0	0	0	15.49 (2)	21.66 (8)	17.11 (1)	25.88 (3)	22.89 (3)	26.58 (2)	23.06 (7)	11.35 (5)	25.53 (5)	25.04 (4)
5	Brad Lunsford	<b>232.34</b>	47	0	1	1	16.81 (5)	24.16 (9)	34.80 (1)	26.99 (9)	21.77 (4)	30.14 (0)	26.83 (14)	<b>7.28(1)</b>	18.87 (2)	24.69 (2)
6	Chase Lane	<b>232.81</b>	63	1	1	1	15.77 (2)	17.41 (5)	19.49 (2)	31.68 (6)	26.29 (9)	27.51 (3)	27.74 (12)	13.51 (7)	25.88 (10)	27.53 (7)
7	Jim Clark	<b>241.07</b>	40	0	1	0	17.10 (4)	20.71 (6)	26.40 (4)	32.00 (8)	24.15 (4)	26.51 (4)	35.07 (1)	10.58 (2)	25.04 (3)	23.51 (4)
8	Rodger Smith	<b>244.71</b>	96	1	2	1	14.75 (4)	14.75 (4)	37.86 (18)	28.72 (13)	26.11 (6)	25.22 (7)	33.60 (18)	11.39 (10)	27.29 (10)	25.02 (6)
9	John MacDonald	<b>246.62</b>	58	0	2	1	15.50 (7)	24.43 (8)	22.20 (5)	32.42 (5)	24.73 (4)	33.89 (17)	32.24 (5)	12.34 (5)	25.51 (0)	23.36 (2)
10	Lin Edwards	<b>246.68</b>	54	0	1	1	16.55 (2)	30.86 (17)	24.11 (8)	26.25 (5)	20.07 (0)	32.93 (15)	25.88 (4)	22.31 (0)	25.80 (1)	21.92 (2)
11	Mike Lunsford	<b>255.11</b>	90	1	0	2	13.68 (1)	28.54 (14)	22.55 (7)	28.92 (7)	25.37 (6)	28.19 (6)	31.89 (12)	20.12 (17)	24.24 (7)	31.61 (13)
12	Rowdy Bricco	<b>260.14</b>	67	0	1	2	14.84 (1)	25.35 (11)	23.02 (5)	38.70 (2)	24.19 (8)	25.50 (7)	37.03 (7)	14.25 (11)	25.50 (2)	31.76 (13)
13	Christopher Edwards	<b>283.89</b>	83	0	0	1	26.38 (3)	21.44 (6)	22.88 (2)	32.65 (13)	26.20 (9)	30.30 (14)	36.68 (13)	14.42 (6)	37.09 (5)	35.85 (12)
14	Hakim Satterfield	<b>286.40</b>	108	0	2	1	16.48 (7)	27.00 (8)	30.51 (12)	32.43 (8)	33.44 (18)	33.17 (8)	43.00 (21)	13.20 (8)	31.48 (16)	25.69 (2)



# The Masters 2013

## May 11, 2013


All Shooters

Match  
Score --Penalties--  
PD NT PE FN

Stage 1 Stage 2 Stage 3 Stage 4 Stage 5 Stage 6 Stage 7 Stage 8 Stage 9 Stage 10

### SSP - Sharpshooter

	Match Score	PD	NT	PE	FN	Stage 1	Stage 2	Stage 3	Stage 4	Stage 5	Stage 6	Stage 7	Stage 8	Stage 9	Stage 10
1 Christopher Schatz	<b>237.72</b>	68	0	0	1	15.81 (1)	27.51 (10)	18.55 (4)	24.06 (3)	32.24 (18)	24.92 (4)	29.34 (20)	15.99 (4)	27.88 (4)	21.42 (0)
2 Terry Towle	<b>240.94</b>	74	0	2	0	16.01 (3)	17.42 (8)	19.09 (3)	27.12 (7)	33.06 (17)	25.34 (1)	31.74 (9)	11.87 (4)	27.30 (8)	31.99 (14)
3 Robbie Nichols	<b>242.53</b>	40	0	0	0	17.96 (1)	21.66 (0)	19.77 (4)	28.97 (5)	26.75 (6)	29.58 (4)	30.75 (7)	14.26 (6)	29.74 (5)	23.09 (2)
4 David Bertanzetti	<b>252.22</b>	55	0	0	0	17.55 (3)	19.97 (2)	20.20 (3)	30.87 (7)	25.46 (7)	35.20 (14)	34.91 (3)	18.31 (5)	29.09 (9)	20.66 (2)
5 Tyler Brown	<b>264.95</b>	58	0	0	1	16.01 (3)	19.57 (2)	29.96 (5)	35.00 (4)	26.83 (2)	28.12 (5)	37.85 (15)	15.13 (12)	30.54 (8)	25.94 (2)
6 Guido Masters	<b>265.26</b>	87	0	0	1	17.58 (2)	26.50 (3)	24.57 (8)	30.76 (9)	27.47 (8)	32.75 (14)	32.72 (7)	17.88 (19)	31.43 (13)	23.60 (4)
7 Will Andrews	<b>268.75</b>	56	0	1	0	25.03 (1)	19.90 (9)	23.18 (5)	27.70 (3)	32.50 (4)	28.59 (8)	33.97 (9)	15.99 (5)	31.09 (9)	30.80 (3)
8 Sean Grome	<b>276.43</b>	46	0	0	0	17.53 (1)	22.03 (7)	28.88 (2)	39.78 (7)	27.88 (2)	33.38 (8)	36.06 (10)	13.69 (1)	25.70 (6)	31.50 (2)
9 Audrey Day	<b>286.20</b>	87	1	0	0	18.81 (9)	24.64 (6)	35.57 (14)	39.37 (7)	30.74 (13)	30.35 (12)	31.90 (8)	12.09 (5)	37.25 (8)	25.48 (5)
10 Matt Johnson	<b>286.28</b>	71	0	0	1	13.74 (1)	20.99 (3)	32.83 (7)	41.32 (16)	26.95 (11)	29.84 (8)	40.34 (6)	16.77 (5)	40.41 (11)	23.09 (3)
11 Donald Bowen	<b>289.75</b>	94	0	3	0	31.48 (2)	19.58 (6)	22.91 (5)	29.94 (10)	36.26 (19)	34.02 (7)	39.66 (21)	14.30 (4)	32.13 (13)	29.47 (7)
12 Broc Downs	<b>299.70</b>	82	0	3	1	16.38 (3)	19.92 (4)	28.09 (5)	43.15 (11)	34.78 (19)	28.62 (5)	44.78 (11)	14.90 (4)	37.82 (14)	31.26 (6)
13 Alan Warfield	<b>310.65</b>	135	0	3	2	18.42 (7)	27.97 (7)	28.84 (11)	42.89 (15)	29.07 (11)	42.99 (21)	37.71 (20)	13.75 (10)	36.54 (31)	32.47 (2)
14 Mike Phillips	<b>310.80</b>	65	0	0	1	25.83 (6)	19.87 (3)	28.80 (10)	39.27 (8)	41.81 (7)	37.03 (6)	34.65 (3)	10.52 (1)	31.76 (12)	41.26 (9)
15 Thomas Reed	<b>323.08</b>	124	2	1	1	19.56 (9)	30.91 (18)	34.08 (8)	38.47 (21)	36.68 (3)	32.07 (12)	39.39 (14)	27.28 (18)	37.56 (13)	27.08 (8)
16 Robert McDonald	<b>325.50</b>	164	0	2	0	34.61 (31)	28.50 (8)	29.89 (14)	42.84 (18)	34.95 (22)	37.16 (21)	35.25 (15)	13.75 (10)	33.63 (13)	34.92 (12)
17 Robert F. Hart	<b>334.47</b>	88	1	1	1	20.77 (1)	22.73 (1)	28.16 (5)	46.41 (9)	46.70 (23)	36.63 (13)	47.50 (6)	16.09 (10)	41.99 (18)	27.49 (2)
18 Mike Granger	<b>339.41</b>	89	0	1	0	19.08 (5)	27.00 (1)	34.06 (10)	41.74 (15)	43.04 (11)	30.98 (5)	37.63 (7)	22.79 (5)	44.83 (16)	38.26 (14)
19 Bob Smith	<b>352.58</b>	132	2	4	2	20.30 (0)	25.41 (1)	39.51 (24)	50.15 (23)	39.20 (14)	54.52 (32)	40.02 (15)	12.44 (6)	42.47 (10)	28.56 (7)
20 Larry Thompson	<b>362.19</b>	122	1	0	3	23.85 (13)	26.65 (3)	28.73 (15)	37.66 (9)	81.16 (35)	34.34 (10)	41.45 (8)	15.58 (8)	38.39 (10)	34.38 (11)



# The Masters 2013

## May 11, 2013

All Shooters

Match --Penalties--  
Score PD NT PE FN

Stage 1 Stage 2 Stage 3 Stage 4 Stage 5 Stage 6 Stage 7 Stage 8 Stage 9 Stage 10

### SSP - Marksman

1 Dalton Wilson	<b>287.26</b>	99	0	0	1	19.31 (6)	22.93 (2)	25.33 (7)	37.52 (6)	26.45 (5)	25.97 (5)	43.63 (22)	15.05 (9)	36.74 (24)	34.33 (13)
2 Chris Capps	<b>287.42</b>	54	0	0	0	20.45 (2)	21.41 (4)	31.50 (5)	35.77 (4)	33.71 (6)	31.43 (4)	36.46 (11)	13.00 (5)	26.52 (5)	37.17 (8)
3 John Lane	<b>297.05</b>	104	0	2	0	32.99 (20)	24.98 (7)	30.45 (10)	39.43 (12)	31.97 (14)	29.35 (10)	33.01 (14)	15.16 (9)	32.43 (5)	27.28 (3)
4 Greg Evans	<b>297.92</b>	108	1	1	2	16.71 (4)	17.03 (8)	30.44 (12)	49.17 (15)	33.90 (18)	24.41 (7)	38.76 (19)	26.38 (8)	35.16 (8)	25.96 (9)
5 Joey Jodoin	<b>304.69</b>	111	0	0	1	21.91 (6)	29.83 (5)	33.47 (16)	44.30 (23)	28.98 (18)	29.30 (7)	37.33 (11)	17.90 (16)	30.87 (5)	30.80 (4)
6 Justin Taylor	<b>305.35</b>	125	0	0	2	22.78 (11)	25.76 (15)	25.40 (8)	47.88 (23)	32.16 (13)	35.68 (11)	41.17 (17)	10.40 (3)	34.19 (10)	29.93 (14)
7 Mike Goebel	<b>306.62</b>	75	0	0	0	23.15 (1)	25.84 (5)	27.21 (10)	40.81 (6)	36.03 (4)	33.16 (7)	36.33 (14)	16.75 (3)	35.02 (15)	32.32 (10)
8 Colin Cork	<b>318.65</b>	86	0	0	0	23.42 (2)	30.09 (5)	28.88 (6)	39.33 (7)	40.12 (18)	31.71 (11)	40.40 (8)	13.31 (6)	37.72 (11)	33.67 (12)
9 Manh Dang	<b>319.02</b>	108	0	0	1	20.07 (5)	25.78 (12)	28.24 (17)	36.40 (10)	35.82 (10)	30.93 (4)	39.74 (11)	13.07 (7)	55.43 (22)	33.54 (10)
10 Mike Smith	<b>329.32</b>	84	0	0	1	19.95 (2)	29.47 (7)	25.38 (6)	43.04 (5)	40.37 (11)	40.41 (13)	45.12 (10)	23.03 (14)	35.77 (14)	26.78 (2)
11 Jay Franze	<b>353.38</b>	120	0	1	1	18.76 (4)	37.39 (8)	29.69 (9)	44.03 (11)	42.83 (18)	42.48 (25)	35.11 (3)	19.65 (11)	48.06 (21)	35.38 (10)
12 Bob Lynn	<b>362.72</b>	153	2	1	3	18.94 (6)	32.67 (10)	37.55 (29)	69.23 (36)	40.36 (16)	34.36 (13)	45.62 (17)	13.89 (6)	39.83 (9)	30.27 (11)
13 Robert Garrison	<b>387.16</b>	127	1	1	2	25.35 (4)	45.64 (28)	29.53 (6)	60.62 (7)	59.47 (32)	36.44 (12)	42.57 (12)	19.01 (16)	35.02 (9)	33.51 (1)
14 Joseph Tippett	<b>418.17</b>	100	0	4	1	23.15 (4)	50.41 (14)	38.53 (7)	53.74 (6)	52.54 (14)	43.08 (3)	49.16 (11)	18.97 (15)	52.64 (23)	35.95 (3)
15 Stephanie Granger	<b>443.40</b>	166	0	3	4	26.05 (9)	44.00 (15)	49.83 (14)	63.81 (19)	56.32 (12)	44.43 (26)	53.35 (19)	15.38 (8)	52.20 (33)	38.03 (11)
16 Samantha Peel	<b>453.10</b>	141	1	0	1	40.96 (15)	39.01 (7)	43.62 (17)	51.27 (24)	65.20 (12)	44.45 (11)	60.67 (9)	19.79 (12)	41.18 (13)	46.95 (21)

### SSP - Novice

1 Henry Barclay III	<b>412.22</b>	100	1	0	2	30.65 (0)	31.41 (9)	35.06 (10)	64.65 (12)	53.49 (8)	38.42 (7)	47.84 (20)	22.05 (16)	41.12 (8)	47.53 (10)
---------------------	---------------	-----	---	---	---	-----------	-----------	------------	------------	-----------	-----------	------------	------------	-----------	------------

### ESR - Enhanced Service Revolver


#### ESR - Sharpshooter

DC Steve Chockley	<b>321.28</b>	107	0	0	1	23.06 (6)	21.66 (6)	31.50 (13)	36.26 (7)	33.37 (13)	32.43 (13)	41.13 (20)	13.91 (4)	46.25 (6)	41.71 (19)
1 Stanley Hodgin	<b>339.08</b>	51	0	1	0	21.46 (0)	24.04 (5)	33.68 (8)	38.44 (2)	37.29 (11)	31.60 (4)	44.56 (5)	16.33 (3)	45.21 (9)	46.47 (4)

### SSR - Stock Service Revolver

#### SSR - Expert

DC Noah Teal	<b>277.55</b>	52	0	0	0	21.48 (2)	22.59 (5)	24.52 (3)	34.72 (4)	29.33 (7)	28.78 (6)	32.98 (4)	20.11 (4)	32.94 (6)	30.10 (11)
1 Rickey Brazle	<b>280.93</b>	45	0	0	1	18.71 (0)	30.05 (13)	29.86 (5)	34.24 (6)	30.23 (4)	29.05 (3)	37.46 (5)	13.85 (2)	31.09 (5)	26.39 (2)
2 Randy Nash	<b>291.01</b>	34	0	1	0	22.47 (2)	22.63 (0)	27.54 (6)	41.05 (2)	29.09 (1)	42.25 (13)	31.80 (2)	18.61 (2)	28.29 (3)	27.28 (3)



# The Masters 2013

## May 11, 2013

All Shooters

Match	--Penalties--				<u>Stage 1</u>	<u>Stage 2</u>	<u>Stage 3</u>	<u>Stage 4</u>	<u>Stage 5</u>	<u>Stage 6</u>	<u>Stage 7</u>	<u>Stage 8</u>	<u>Stage 9</u>	<u>Stage 10</u>
<u>Score</u>	PD	NT	PE	FN										

### SSR - Sharpshooter

1 Bill Schroll	<b>299.16</b>	49	0	1	0	23.55 (1)	24.68 (11)	25.65 (1)	45.91 (7)	35.62 (7)	31.39 (4)	33.16 (7)	15.28 (4)	33.18 (2)	30.74 (5)
2 Michael Williams	<b>326.44</b>	59	0	0	0	21.13 (1)	22.66 (9)	31.36 (5)	54.35 (9)	33.13 (7)	34.28 (6)	42.87 (7)	16.23 (2)	40.77 (7)	29.66 (6)

### Key to Penalties:

- PD** = Target Points Down. Each point down adds 1/2 second to your score.
- NT** = Hit on Non Threat target. Each HNT adds 5 seconds to your score.
- PE** = Procedural Error. Each adds 3 seconds to your score.
- FN** = Failure to Neutralize (no hits in the 0 or -1 zone) Each adds 5 seconds to your score.

### Key to Abbreviations:

- CDP** = Custom Defensive Pistol, such as 1911. Must be .45 ACP with maximum magazine load of 8 rounds
- ESP** = Enhanced Service Pistol, single action or SA/DA such as H&K P7 or CZ-75 or Springfield XD
- SSP** = Stock Service Pistol, double action or 'Safe Action' such as Glock or SIG
- ESR** = Enhanced Service Revolver, rimmed or rimless ammo, full moon clip, power factor of 165,000
- SSR** = Stock Service Revolver, rimmed case ammo, no full moon clips
- DNF** = Did Not Finish